

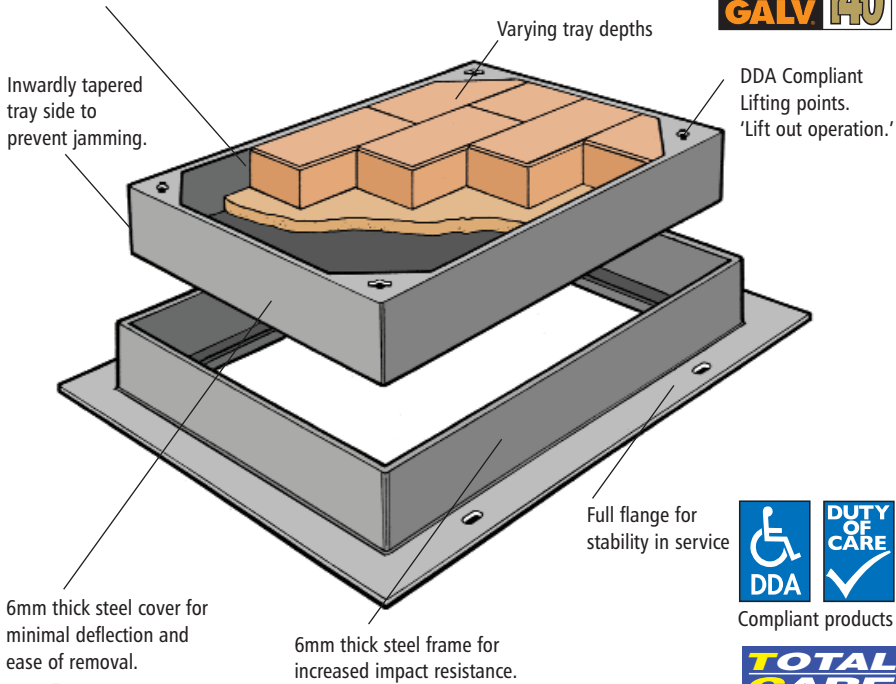
SUPRABLOC

LOW FREQUENCY ACCESS WITH
MULTIPLE OPERATIVES OR MECHANICAL ASSISTANCE

CPAI SINGLE LEAF

All Suprabloc units are post galvanised in excess of BS EN 1461. Post Galvanised coating thickness is available in 3 grades of finish to suit the specific project geographical location. Suprabloc units should be designed to cater for their intended application and should last the life of the project.

See chart on page 5 for the various grades of corrosion protection required to meet the designers obligations on Whole Life Costing for the project.



Compliant products



GA galvanizers association



Jones of Oswestry provides RIBA approved CPD support for designers and architects in the subject of true sustainable design.

For further details email marketingsupport@jonesofoswestry.com

ALL TECHNICAL DETAILS ARE COPYRIGHT, AND MUST NOT BE REPRODUCED WITHOUT PRIOR CONSENT

SUPRABLOC

CPA I SINGLE LEAF

GENERAL TECHNICAL DETAIL, COMPOSITION AND MANUFACTURE

APPLICATION

External paved areas where:-

- Aesthetic finish is important
- Public domain therefore anti slip and anti trip measures important
- DDA compliance is a design minimum
- Single person lift not required.

MECHANICS, PERFORMANCE

In order to ensure the covers continue to perform for their design life all Jones SUPRABLOC covers are tested to BS EN 124 load classifications as listed on pg 4.

Further design considerations include deflection under actual live loading to protect finishes from damage in service.

Damaged or proud infill constitutes the most common complaint by the general public and constitutes a large part of injury claims on local authorities from slip and trip.

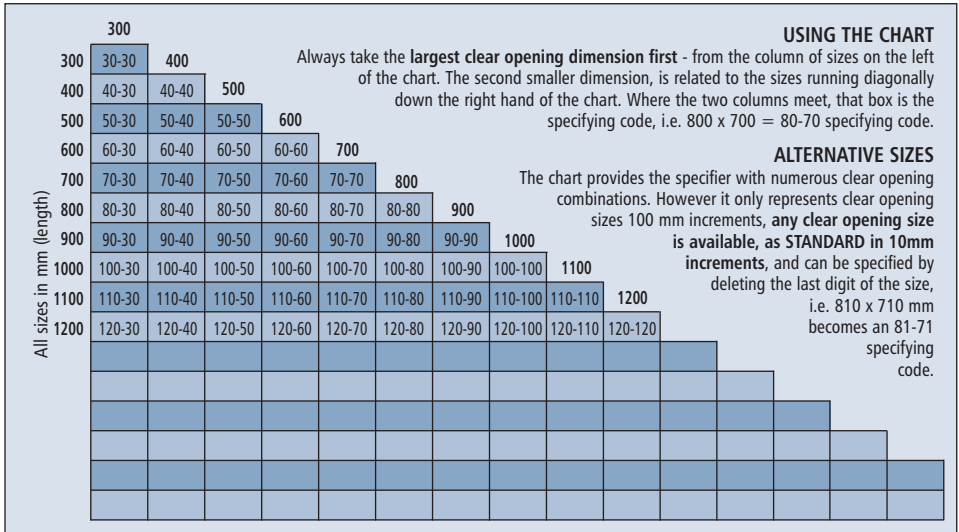
COMPOSITION AND MANUFACTURE

Covers are fully welded fabrications using a minimum of 6mm thick structural steel plate.

Access covers are tapered inward at their base to ensure adequate clearance for removal in service. Lifting points are integral to each corner of access covers and include a fully welded, robust finish to cater for the filled weight of recessed access covers in service.

Underside of cover trays include heavy duty bracing to support the relevant load classification with reduced deflections when subject to live loading. Frame units include heavy duty 'T' section format around all sides of the unit. Pierced anchor points together with a full width seating ensures that any load is transmitted back to supports with less risk of localised failure in the bedding material.

CLEAR OPENING SIZES CHART



PRODUCTS AND INFORMATION CAN BE AMENDED WITHOUT PRIOR CONSENT TO MAINTAIN THE COMPANY POLICY OF CONTINUED IMPROVEMENT

12/04/00

WHITTINGTON ROAD, OSWESTRY,
SHROPSHIRE, SY11 1HZ
TEL: 01691 653251
FAX: 01691 658222
EMAIL: techadvice@jonesofoswestry.com






SUPRABLOC

CPA I SINGLE LEAF

LOAD CLASSES, BS EN 124

EUROPEAN STANDARD FOR ACCESS COVERS

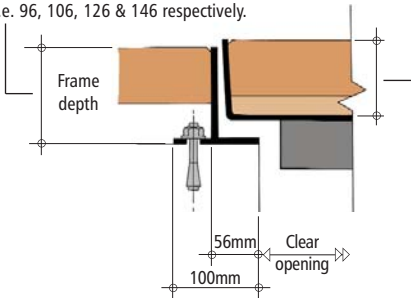
LOAD CLASSES	TEST LOAD	SUGGESTED AREAS OF USAGE	SPECIFYING CODE
 A15	15kN (1.5 Tonne)	Pedestrian and Cycle Areas	/A
		Recommended S.M.W.L. Not exceeding 1 Tonne	
 B125	125kN (12.5 Tonne)	Pavement, Pedestrian Zones, Car Parks & Verges	/B
		Recommended S.M.W.L. Not exceeding 6 Tonne	
 C250	250kN (25 Tonne)	Slow moving occasionally trafficked areas i.e Service Roads, Vehicular Access Areas, Parking Areas etc.	/C
		Recommended S.M.W.L. Not exceeding 11.5 Tonne	
D400	400kN	Contact our technical support team for advice on exceptionally heavy vehicled areas.	/SD
E600	600kN		/SE
F900	900kN		/SF

ALTHOUGH NOT COMPLYING WITH BS EN 124, OTHER INTERMEDIATE LOAD CLASSES ARE AVAILABLE, CONSULT OUR TECHNICAL DEPARTMENT

SECTIONAL DETAILS

Frame depths are manufactured for 50/65/80 and 100mm block depths.

i.e. 96, 106, 126 & 146 respectively.



Internal tray depths are manufactured at 75, 85, 105 & 125 respectively.

(plain seated illustrated)

DIMENSIONS

Installation dimensions, based around chamber clear openings are as shown. Although example clear opening sizes are tabulated, SUPRABLOC is available in any size to suit specific project requirements. Tray depths vary with the thickness of the slab or pavior. Generally tray depths are as tabulated and cater for all infill scenarios.

ACCESSORY SUFFIXES

To specify add the following suffixes to the professional specification code

- A1R - Single Rubber Seating Seal
- A2R - Double Rubber Seating Seal
- A3 - Unsealed / Plain Seated
- A4 - Ventilated
- B4 - Locking Down Bolts
- B8 - Pinhead Security Locking Bolts
- E1 - Stainless Steel Edge Trim
- E2 - Brass Edge Trim
- G1 - Large BS Lifting Points
- G2 - Threaded Lifting Points
- H1 - Service Identification (please specify)
- K1 - Solid Top Peep in (please specify position)
- K2 - Recessed Peep in (please specify position)
- N5 - Expanded Metal Mesh in Base of Tray
- X - Grade 304 Stainless Steel Construction
- Y - Grade 316 Stainless Steel Construction

ALL TECHNICAL DETAILS ARE COPYRIGHT, AND MUST NOT BE REPRODUCED WITHOUT PRIOR CONSENT

SUPRABLOC

CPA I SINGLE LEAF

FINISHES

How to use the Longevity Table

1. Locate your site on the Millennium map (E.g. Leeds - West Yorkshire)
2. Match the corrosion category square colour to the key (Leeds = 3 light blue)
3. Read down from Product Design Life to establish required minimum life i.e. 25 years.
4. Once minimum Product Design Life has been established, (20,25 or 30 years) cross reference with your site location category (1,2,3,4 or 5) to determine your required Duragalv finish. (Duragalv 100)
5. At the end of the specifying code Duragalv 100 needs to be added.

Coating suffix specifying codes:

- Duragalv70 = DG70
 Duragalv100 = DG100
 Duragalv140 = DG140

PRODUCTS AND INFORMATION CAN BE AMENDED WITHOUT PRIOR CONSENT TO MAINTAIN THE COMPANY POLICY OF CONTINUED IMPROVEMENT

Fabricated mild steel products, Hot-Dip Galvanised after manufacture = GALVANISED LONGEVITY TABLE					
Rate of corrosion of zinc (in microns per annum).	2.5	3	3.5	4	4.5
See Millennium Map for your site location or visit www.hdg.org.uk/map/index.htm	1	2	3	4	5
PRODUCT DESIGN LIFE					
20 YEARS Generally less than the normal minimum design life for product in public domain - UNACCEPTABLE WHOLE LIFE COSTING RETURN PERIOD	DURA GALV 70	DURA GALV 70	DURA GALV 70	DURA GALV 100	DURA GALV 100
25 YEARS Normal minimum design life for product in public domain - ACCEPTABLE WHOLE LIFE COSTING RETURN PERIOD	DURA GALV 70	DURA GALV 100	DURA GALV 100	DURA GALV 100	DURA GALV 140
30 YEARS Enhanced design life for product in public domain - PREFERRED WHOLE LIFE COSTING RETURN PERIOD	DURA GALV 100	DURA GALV 100	DURA GALV 140	DURA GALV 140	DURA GALV 140

Jones of Oswestry provide an extensive on-line support service. Simply attach your drawings or list your queries to techadvice@jonesofoswestry.com and one of our engineers will guide you to the most suitable solution.

HOW TO SPECIFY

PROGRESSIONAL EXAMPLE FOR SPECIFYING						
Ref DESCRIPTION	PRODUCT TYPE	CLEAR OPENING	LOAD CLASS	INTERNAL DEPTH OF TRAY	ACCESSORY SUFFIX	FINISHED COATING
DETAIL	(SUPRABLOC SINGLE)	(600mm x 600mm)	(B125)	(85mm)	(DOUBLE RUBBER SEATING SEAL)	(SEE LONGEVITY TABLE)
PRODUCT Ref	CPA1	60-60	B	85	A2R	DG100
THE ABOVE EQUALS FULL SPECIFYING CODE OF = CPA1/60-60/B/85/A2R/DG100						