

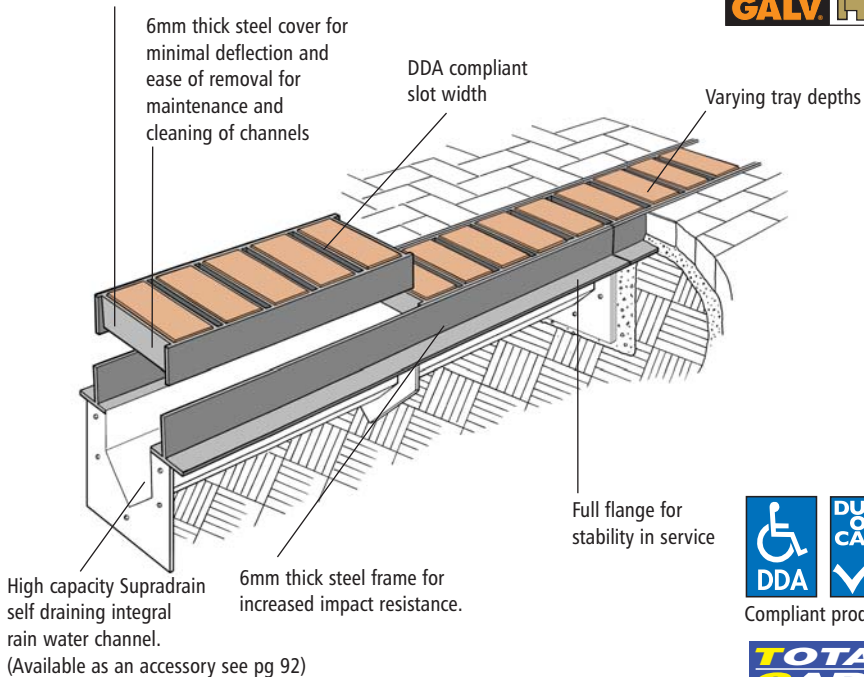
AQUASLOT

BLOCK INFILL DRAINAGE SYSTEM

DPB3 CONTINUOUS TRANSVERSE

Aquaslot units are post galvanised in excess of BS EN 1461. Post Galvanised coating thickness is available in 3 grades of finish to suit the specific project geographical location. Aquaslot units should be designed to cater for their intended application and should last the life of the project.

See chart on page 93 for the various grades of corrosion protection required to meet the designers obligations on Whole Life Costing for the project.



Jones of Oswestry provides RIBA approved CPD support for designers and architects in the subject of true sustainable design.

For further details email marketingsupport@jonesofoswestry.com



ALL TECHNICAL DETAILS ARE COPYRIGHT, AND MUST NOT BE REPRODUCED WITHOUT PRIOR CONSENT

AQUASLOT

DPB3 CONTINUOUS TRANSVERSE

GENERAL TECHNICAL DETAIL, COMPOSITION AND MANUFACTURE

APPLICATION

Linear drainage to external paved areas where:-

- Aesthetic finish is important
- Public domain therefore anti slip and anti trip measures important
- DDA compliance is a design minimum
- Uninterrupted access to full length of drainage channel for cleansing

MECHANICS, PERFORMANCE

In order to ensure the gratings continue to perform for their design life all AQUASLOT units are available in a range of load classifications as listed on page 92.

Further design considerations include defelection under live loading to protect finishes from drainage in service.

Damaged or proud infill constitutes the most common complaint by the general public and constitutes a large part of injury claims on local authorities from slip and trip.

All drainage slots are DDA compliant and provide a minimum number of 2 slot rows to guard against surface water "run-over" in times of increased precipitation.

Multiple slots also increase the hydraulic capacity of the units in

service due to increased drainage slot area.

COMPOSITION AND MANUFACTURE

Gratings are full welded fabrications using a minimum of 4mm thick structural steel plate. Grating slots are tapered to minimise the risk of trapped debris affecting the drainage capacity.

Pierced anchor points together with a full width seating ensures that any load is transmitted back to supports with less risk of localised failure in the bedding material.

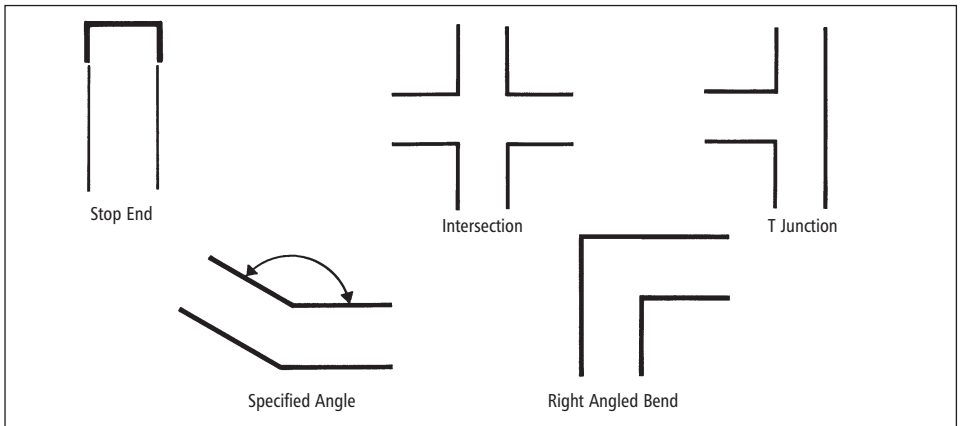
ADAPTABILITY

The adaptability of the AQUASLOT range means that units can be

produced to suit any duct configuration, internal clear opening span and loading capacity.

Units are available to suit any configuration of block and slot layout, see size chart overleaf.

DETAILS OF STANDARD TRENCH CONFIGURATIONS






PRODUCTS AND INFORMATION CAN BE AMENDED WITHOUT PRIOR CONSENT TO MAINTAIN THE COMPANY POLICY OF CONTINUED IMPROVEMENT

AQUASLOT

DPB3 CONTINUOUS TRANSVERSE

LOAD CLASSES, BS EN 124

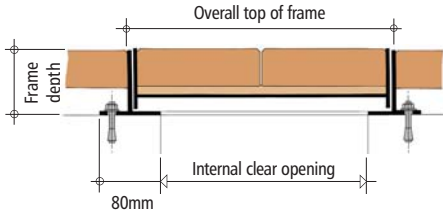
EUROPEAN STANDARD FOR ACCESS COVERS

LOAD CLASSES	TEST LOAD	SUGGESTED AREAS OF USAGE	SPECIFYING CODE
 A15	15kN (1.5 Tonne)	Pedestrian and Cycle Areas	/A
		Recommended S.M.W.L. Not exceeding 1 Tonne	
 B125	125kN (12.5 Tonne)	Pavement, Pedestrian Zones, Car Parks & Verges	/B
		Recommended S.M.W.L. Not exceeding 6 Tonne	
 C250	250kN (25 Tonne)	Slow moving occasionally trafficked areas i.e Service Roads, Vehicular Access Areas, Parking Areas etc.	/C
		Recommended S.M.W.L. Not exceeding 11.5 Tonne	
D400	400kN	Contact our technical support team for advice on fast moving and/or exceptionally heavy vehicled areas.	/SD
E600	600kN		/SE
F900	900kN		/SF

ALTHOUGH NOT COMPLYING WITH BS EN 124, OTHER INTERMEDIATE LOAD CLASSES ARE AVAILABLE, CONSULT OUR TECHNICAL DEPARTMENT

FRAME SIZES CHART AND SECTIONAL DETAILS

Frame depths of 96, 106, 126, 146 to suit tray depths of 75, 85, 105, 125 for corresponding block thicknesses of 50, 65, 80, 100



(N.B. 2 block shown)

Unit Width Table		
Number of blocks	Overall top frame (mm)	Internal clear opening (mm)
1 Block	252	180
1.5 Blocks	354	282
2 Blocks	454	382
2.5 Blocks	556	484
3 Blocks	656	584

Based on 200mm long paviors/slab.

For other models please contact techadvice@jonesofoswestry.com

DIMENSIONS

AQUASLOT continuous duct run is available to suit any size specific project requirements.

CONFIGURATION

If right angle bends, T Junctions etc are required please include plan details showing layout.
If in doubt contact techadvice@jonesofoswestry.com

ACCESSORY SUFFIXES

To specify add the following suffixes to the professional specification code

- B4 - Locking Down Bolts
- G2 - Threaded Lifting Points
- X - Grade 304 Stainless Steel Construction
- Y - Grade 316 Stainless Steel Construction
- SDB - Supradrain (see Supradrain pullout page)

AQUASLOT

DPB3 CONTINUOUS TRANSVERSE

FINISHES

How to use the Longevity Table

1. Locate your site on the Millennium map (E.g. Leeds - West Yorkshire)
2. Match the corrosion category square colour to the key (Leeds = 3 light blue)
3. Read down from Product Design Life to establish required minimum life i.e. 25 years.
4. Once minimum Product Design Life has been established, (20,25 or 30 years) cross reference with your site location category (1,2,3,4 or 5) to determine your required Duragalv finish. (Duragalv 100)
5. At the end of the specifying code
DG100 needs to be added.

Coating suffix specifying codes:

- Duragalv70 = DG70
- Duragalv100 = DG100
- Duragalv140 = DG140

Fabricated mild steel products, Hot-Dip Galvanised after manufacture = GALVANISED LONGEVITY TABLE					
Rate of corrosion of zinc (in microns per annum).	2.5	3	3.5	4	4.5
See Millennium Map for your site location or visit www.hdg.org.uk/map/index.htm	1	2	3	4	5
PRODUCT DESIGN LIFE					
20 YEARS Generally less than the normal minimum design life for product in public domain - UNACCEPTABLE WHOLE LIFE COSTING RETURN PERIOD	DURAGALV 70	DURAGALV 70	DURAGALV 70	DURAGALV 100	DURAGALV 100
25 YEARS Normal minimum design life for product in public domain - ACCEPTABLE WHOLE LIFE COSTING RETURN PERIOD	DURAGALV 70	DURAGALV 100	DURAGALV 100	DURAGALV 100	DURAGALV 140
30 YEARS Enhanced design life for product in public domain - PREFERRED WHOLE LIFE COSTING RETURN PERIOD	DURAGALV 100	DURAGALV 100	DURAGALV 140	DURAGALV 140	DURAGALV 140

Jones of Oswestry provide an extensive on-line support service. Simply attach your drawings or list your queries to techadvice@jonesofoswestry.com and one of our engineers will guide you to the most suitable solution.

HOW TO SPECIFY

PROGRESSIONAL EXAMPLE FOR SPECIFYING						
Ref DESCRIPTION	PRODUCT TYPE	CLEAR OPENING (WIDTH)	LOAD CLASS	INTERNAL DEPTH OF TRAY	ACCESSORY SUFFIX	FINISHED COATING
DETAIL	(AQUASLOT CONTINUOUS)	(382)	(B125)	(75mm)	(LOCKING BOLTS)	(SEE LONGEVITY TABLE)
PRODUCT Ref	DPB3	38	B	75	B4	DG100
FULL SPECIFYING CODE OF = DPB3/38/B/75/B4/DG100xLENGTHxCONFIGURATION						

WHITTINGTON ROAD, OSWESTRY,
SHROPSHIRE, SY11 1HZ
TEL: 01691 653251
FAX: 01691 658222
EMAIL: techadvice@jonesofoswestry.com

JONES
OF OSWESTRY

SECTION **1** PAGE **93**

PRODUCTS AND INFORMATION CAN BE AMENDED WITHOUT PRIOR CONSENT TO MAINTAIN THE COMPANY POLICY OF CONTINUED IMPROVEMENT