

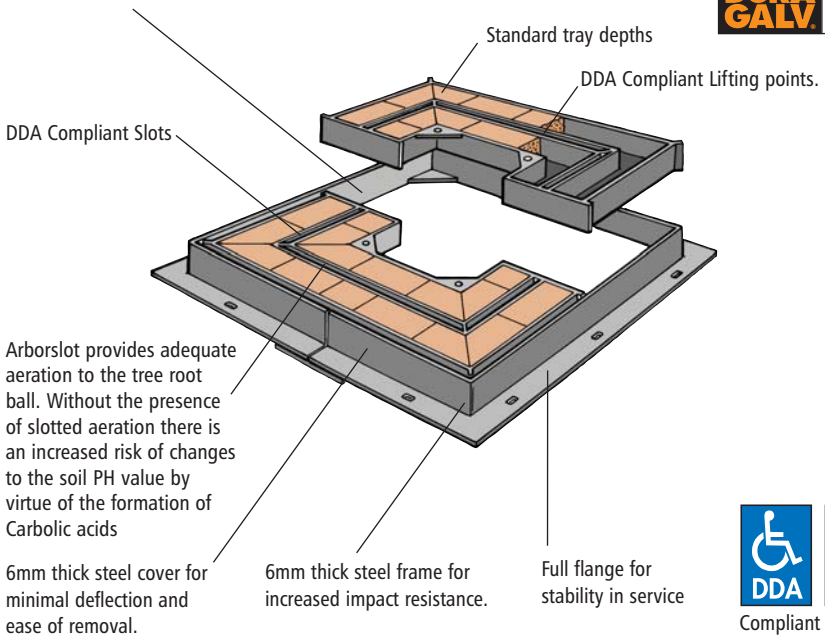
# ARBORSLOT

## BLOCK INFILL TREE SURROUND SYSTEM

### DPA ARBORSLOT

All Arborslot units are post galvanised in excess of BS EN 1461. Post Galvanised coating thickness is available in 3 grades of finish to suit the specific project geographical location. Arborslot units should be designed to cater for their intended application and should last the life of the project.

See chart on page 119 for the various grades of corrosion protection required to meet the designers obligations on Whole Life Costing for the project.



Compliant products



GA galvanizers association



Jones of Oswestry provides RIBA approved CPD support for designers and architects in the subject of true sustainable design.

Any interest should be emailed to [marketingsupport@jonesofoswestry.com](mailto:marketingsupport@jonesofoswestry.com)

ALL TECHNICAL DETAILS ARE COPYRIGHT, AND MUST NOT BE REPRODUCED WITHOUT PRIOR CONSENT

# ARBOR-SLOT

## DPA • REFERENCE CODE

### GENERAL TECHNICAL DETAIL, COMPOSITION AND MANUFACTURE

#### APPLICATION

Adequate soil watering and aeration to trees within paved areas where:-

- Aesthetic finish is important
- Public domain therefore anti slip and trip measures important
- DDA compliance is a design minimum.

#### GENERAL

Arborslot fabricated recessed tree surrounds are manufactured specifically to accept block pavior and slab in-fill.

The Arborslot drainage grating system is available in a range of sizes to suit specific site requirements and tray depths to suit specific infill thicknesses with their respective bedding.

Different tree species and maturity require different aperture sizes. Arborslot system includes any aperture size to suit.

#### MECHANICS, PERFORMANCE

Arborslot provides adequate aeration to the tree root ball.

Without the presence of slotted aeration there is an increased risk of changes to the soil PH value by virtue of the formation of Carbohic acids.

Soilbound essential nutrients can be locked-in and denied to the root system leading to increased risk of tree failure. In order to ensure the gratings continue to perform for their design life all Arborslot units are available in a range of load classifications as listed page 118.

Arborslot units are designed to support a vehide load without transmitting any of that load to the root ball of the tree.

All units are designed with a reduced deflection when subject to load, to protect infill material. Damaged or proud infill constitutes the most common complaint by the general public and constitutes a large part of injury claims on local authorities

from slip and trip.

All drainage slots are DDA compliant and provide a minimum number of 2 slot rows to guard against surface water run-over in times of high rainfall.

Multiple slots also increase the hydraulic capacity or the units in service due to increased drainage slot area

#### COMPOSITION AND MANUFACTURE

Units are full welded fabrications using a minimum of 4mm thick structural steel plate. Grating slots are tapered to minimise the risk of trapped debris affecting the drainage capacity.

Frame units include heavy duty 'L' section format around all sides of the unit.. Pierced anchor points together with a full width seating ensures that any load is transmitted back to supports with less risk of localised failure in the bedding material.

PRODUCTS AND INFORMATION CAN BE AMENDED WITHOUT PRIOR CONSENT TO MAINTAIN THE COMPANY POLICY OF CONTINUED IMPROVEMENT

### APERTURE SIZES CHART

Overall top of frame	2500 x 2500					682	424	Any clear opening size is available, as STANDARD in 10mm increments, and can be specified by deleting the last digit of the size, i.e. 424 mm becomes a 42 specifying code.
	2400 x 2400					582	324	
	2300 x 2300					482		
	2200 x 2200				640	382		
	2100 x 2100				540	282		
	2000 x 2000				440			
	1900 x 1900			598	340			
	1800 x 1800			498	240			
	1700 x 1700		656	398				
	1600 x 1600		556	298				
	1500 x 1500		456					
	1400 x 1400		614	356				
	1300 x 1300		514	256				
1200 x 1200	672	414						
1100 x 1100	572	314						
1000 x 1000	472							
	4 x 4	6 x 6	8 x 8	10 x 10	12 x 12	14 x 14	16 x 16	

Total block rows

Based on 200 x 100mm paviors/slab. For other models please contact [techadvic@jonesofoswestry.com](mailto:techadvic@jonesofoswestry.com)




# ARBORSLOT

## DPA • REFERENCE CODE

### LOAD CLASSES, BS EN 124

#### EUROPEAN STANDARD FOR ACCESS COVERS

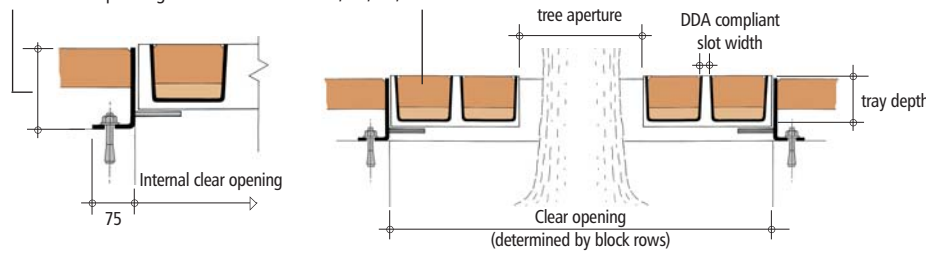
Use this chart to identify which loading weight, within BS EN 124 load classification is suitable for required cover.

LOAD CLASSES	TEST LOAD	SUGGESTED AREAS OF USAGE	SPECIFYING CODE
<b>A15</b> 	15kN ( 1.5 Tonne)	Pedestrian and Cycle Areas	/A
		Recommended S.M.W.L. Not exceeding 1 Tonne	
<b>B125</b> 	125kN ( 12.5 Tonne)	Pavement, Pedestrian Zones, Car Parks & Verges	/B
		Recommended S.M.W.L. Not exceeding 6 Tonne	
<b>C250</b> 	250kN ( 25 Tonne)	Slow moving occasionally trafficked areas i.e Service Roads, Vehicular Access Areas, Parking Areas etc.	/C
		Recommended S.M.W.L. Not exceeding 11.5 Tonne	
D400	400kN	Contact our technical support team for advice on fast moving and/or exceptionally heavy vehicled areas.	/SD
E600	600kN		/SE
F900	900kN		/SF

ALL TECHNICAL DETAILS ARE COPYRIGHT, AND MUST NOT BE REPRODUCED WITHOUT PRIOR CONSENT

### SECTIONAL DETAILS

Frame depths to suit application. Tray depths of 75, 85, 105, 125 for corresponding block thicknesses of 50, 65, 80, 100



#### DIMENSIONS

Installation dimensions, based around chamber clear openings are as shown. Although example clear opening sizes are tabulated, ARBORSLOT is available in any size to suit specific project requirements. Tray depths vary with the thickness of the slab or pavior. Generally tray depths are as tabulated and cater for all infill scenarios.

#### ACCESSORY SUFFIXES

To specify add the following suffixes to the progression specification code

- B4 - Locking Down Bolts
- B8 - Pinhead Security Locking Bolts
- G2 - Threaded Lifting Bolts
- H1 - Service Identification (please specify)
- M2 - Tree uplighter housing
- M5 - Root irrigation system
- RB - Rootbox (see Rootbox section)
- X - Grade 304 Stainless Steel Construction
- Y - Grade 316 Stainless Steel Construction
- TG - Tree guards (contact techadvice@jonesofoswestry.com for compliant solution)

# ARBORSLOT

## DPA • REFERENCE CODE

### FINISHES

#### How to use the Longevity Table

1. Locate your site on the Millennium map ( E.g. Leeds - West Yorkshire)
2. Match the corrosion category square colour to the key (Leeds = 3 light blue)
3. Read down from Product Design Life to establish required minimum life i.e. 25 years.

4. Once minimum Product Design Life has been established, (20,25 or 30 years) cross reference with your site location category (1,2,3,4 or 5) to determine your required Duragalv finish. (Duragalv 100)
5. At the end of the specifying code DGI00 needs to be added.

#### Coating suffix specifying codes:

- Duragalv70 = DG70
- Duragalv100 = DG100
- Duragalv140 = DG140

Fabricated mild steel products, Hot-Dip Galvanised after manufacture		= GALVANISED LONGEVITY TABLE				
Rate of corrosion of zinc (in microns per annum).	2.5	3	3.5	4	4.5	
See Millennium Map for your site location or visit <a href="http://www.hdg.org.uk/map/index.htm">www.hdg.org.uk/map/index.htm</a>	1	2	3	4	5	
PRODUCT DESIGN LIFE						
<b>20 YEARS</b> Generally less than the normal minimum design life for product in public domain - UNACCEPTABLE WHOLE LIFE COSTING RETURN PERIOD	DURA GALV 70	DURA GALV 70	DURA GALV 70	DURA GALV 100	DURA GALV 100	
<b>25 YEARS</b> Normal minimum design life for product in public domain - ACCEPTABLE WHOLE LIFE COSTING RETURN PERIOD	DURA GALV 70	DURA GALV 100	DURA GALV 100	DURA GALV 100	DURA GALV 140	
<b>30 YEARS</b> Enhanced design life for product in public domain - PREFERRED WHOLE LIFE COSTING RETURN PERIOD	DURA GALV 100	DURA GALV 100	DURA GALV 140	DURA GALV 140	DURA GALV 140	

Jones of Oswestry provide an extensive on-line support service. Simply attach your drawings or list your queries to [techadvice@jonesofoswetry.com](mailto:techadvice@jonesofoswetry.com) and one of our engineers will guide you to the most suitable solution.

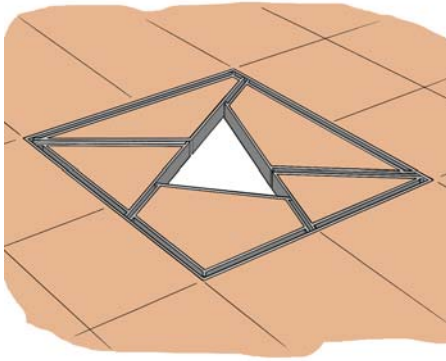
### HOW TO SPECIFY

PROGRESSIONAL EXAMPLE FOR SPECIFYING							
Ref DESCRIPTION	PRODUCT TYPE	OVERALL TOP OF FRAME	TREE APERTURE	LOAD CLASS	INTERNAL DEPTH OF TRAY	ACCESSORY SUFFIX	FINISHED COATING
DETAIL	(ARBORSLOT)	(1000mm x 1000mm)	(472)	(B125)	(75mm)	(LOCKING DOWN BOLTS)	(SEE LONGEVITY TABLE)
PRODUCT Ref	DPA	100-100	47	B	75	G2	DG100
THE ABOVE EQUALS FULL SPECIFYING CODE OF = DPA/100-100/47/B/75/G2/DG100							

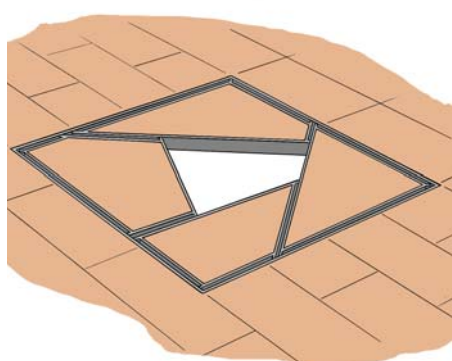
# ARBORSLOT

THE ORIGINAL BLOCK INFILL TREE  
SURROUND RANGE

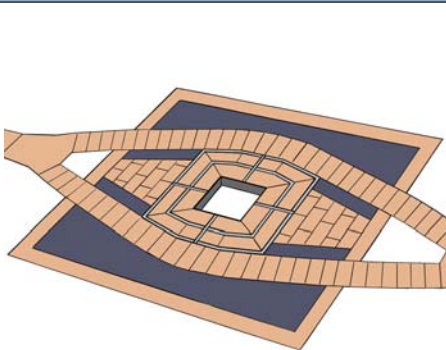
## DPA • DESIGN DIFFERENCES



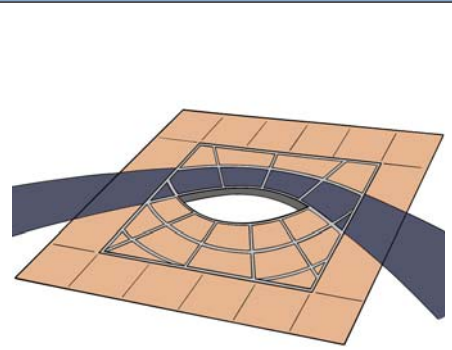
Custom built Arberslot with triangular tree aperture



Custom design with shaped aperture and infill units



Arberslot unit incorporated into an extremely detailed streetscape project



Example of commissioned Arberslot with oval tree aperture

ALL TECHNICAL DETAILS ARE COPYRIGHT, AND MUST NOT BE REPRODUCED WITHOUT PRIOR CONSENT