

SOLID WALL

SWFB/LM LIGHT TO MEDIUM DUTY

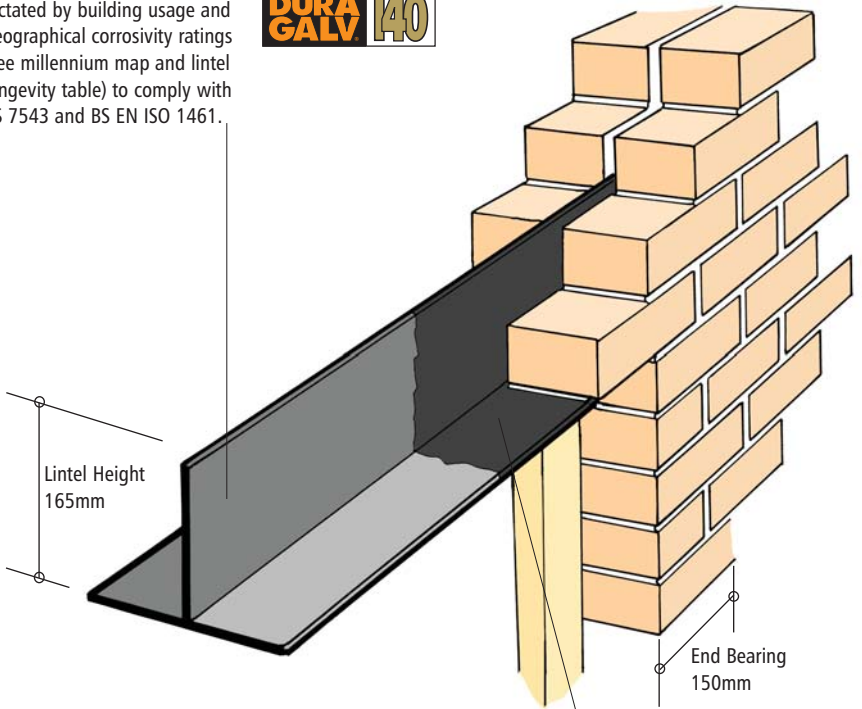
Lintels are manufactured from minimum 4mm thick structural steel plate with a minimum yield strength of 275N/mm².

All lintels are post galvanised to a minimum zinc thickness dictated by building usage and geographical corrosivity ratings (see millennium map and lintel longevity table) to comply with BS 7543 and BS EN ISO 1461.

DURA GALV 70

DURA GALV 100

DURA GALV 140



Lintel Height
165mm

End Bearing
150mm

DUPLEX COATING

Duplex paint system over post galvanised lintel, dictated by building usage and geographical corrosivity ratings (see millennium map and lintel longevity table).

PRODUCTS AND INFORMATION CAN BE AMENDED WITHOUT PRIOR CONSENT TO MAINTAIN THE COMPANY POLICY OF CONTINUED IMPROVEMENT

WHITTINGTON ROAD, OSWESTRY,
SHROPSHIRE, SY11 1HZ
TEL: 01691 653251
FAX: 01691 658222
EMAIL: techadvice@jonesofoswestry.com

JONES
OF OSWESTRY

SECTION 2 PAGE 27

SOLID WALL

SWFB/LM LIGHT TO MEDIUM DUTY

GENERAL TECHNICAL DETAIL, COMPOSITION AND MANUFACTURE

GENERAL

Introduction. The SUPERLINTEL SWFB/LM range of lintels, for solid wall applications, have a number of outstanding features which contribute to performance and durability characteristics which exceed BSEN 845-2:2003 recommendations.

These Features include:-

- 4mm thick structural steel plate used throughout for rigidity, long life durability and dimensional consistency.
- Optimum protection against corrosion; Lintels are hot-dip galvanised after manufacture.
- End bearings of 150mm as standard for high structural stability.
Non-standard end bearings can be supplied to order.

COMPOSITION AND MANUFACTURE

Lintels are manufactured from minimum 4mm thick steel structural plate with a minimum yield strength of 275N/mm².

All lintels are Hot Dip Galvanised after manufacture, tested in compliance with BS EN ISO 1461 for zinc coatings of steel through the controlled inhouse galvanising "DURAGALV" process. Coating thicknesses vary in accordance with the requirements of BS 7543 and local corrosion categories levels.

For "DURAGALV" coatings above 70 microns, I.E: Duragalv 100 and 140, additional controlled processes are employed to ensure the heavier coatings adhere to the "minimum 4mm" specially selected steel plate required to accept these levels of heavy coatings.

To achieve protection for all five corrosion category areas, a further "DUPLEX COATING" paint system is applied to lintels, after galvanising, in the most severe areas of corrosion levels.

LOADING RATIOS, SECTIONAL DETAIL / PROPERTIES

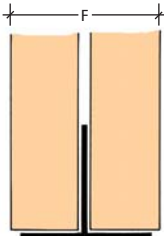
PERFORMANCE

Mechanics. Safe working loads for the SWFB/LM range of lintels are established by testing based upon the non-destructive test procedures for steel lintels recommended in BSEN 845-2:2003.

Each load is the **total** allowable equivalent uniformly distributed load (UDL) as described in BS 5977 : Pt.1

REQUIRED FOR SPECIFYING

F - Leaf width



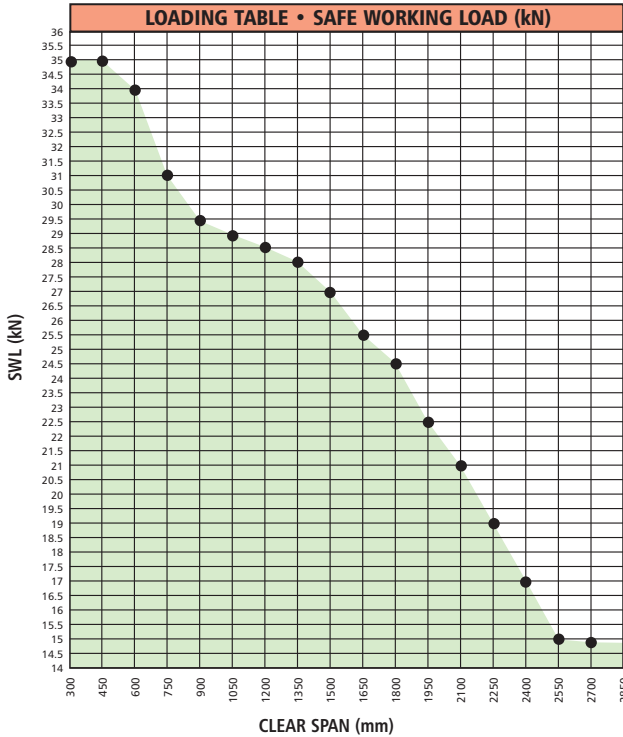
ALL TECHNICAL DETAILS ARE COPYRIGHT, AND MUST NOT BE REPRODUCED WITHOUT PRIOR CONSENT

SOLID WALL

SWFB/LM LIGHT TO MEDIUM DUTY

LOADING TABLES

PRODUCTS AND INFORMATION CAN BE AMENDED WITHOUT PRIOR CONSENT TO MAINTAIN THE COMPANY POLICY OF CONTINUED IMPROVEMENT



SWL			
CLEAR SPAN	(min) END BEARING	OVERALL LENGTH	SWL (kN)
300	150	600	35
450	150	750	35
600	150	900	34
750	150	1050	31
900	150	1200	29.5
1050	150	1350	29
1200	150	1500	28.5
1350	150	1650	28
1500	150	1800	27
1650	150	1950	25.5
1800	150	2100	24.5
1950	150	2250	22.5
2100	150	2400	21
2250	150	2550	19
2400	150	2700	17
2550	150	2850	15
2700	150	3000	15

SECTIONAL PROPERTIES

EXAMPLE OF SECTIONAL PROPERTIES				
SECTION REFERENCE	LEAF WIDTH (F)	LINTEL WEIGHT/M kg	Ixx cm ⁴	Zxx cm ³
SWFB/LM/215	215	15.92	598	54.1

SOLID WALL

SWFB/LM LIGHT TO MEDIUM DUTY

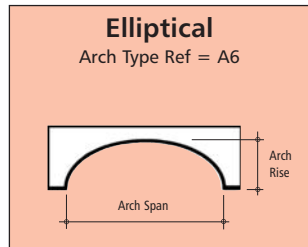
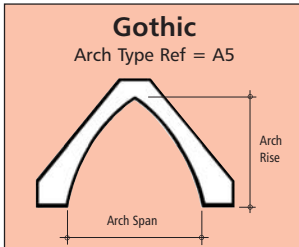
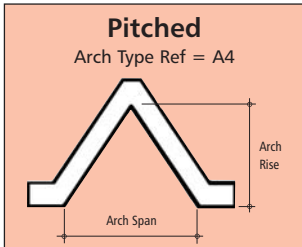
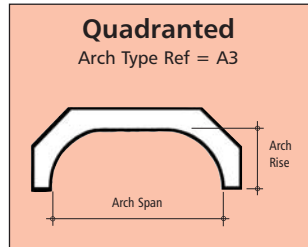
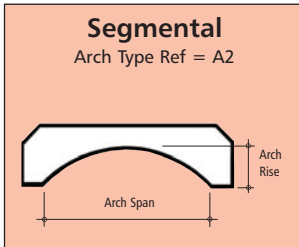
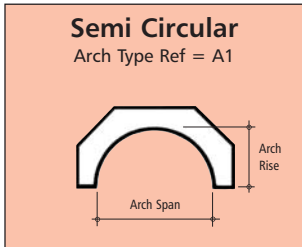
ARCHED LINTEL TYPES

Arched soffit Superlintels can be designed to suit any of the solid wall lintel sections. there are 6 standard arch profiles shown, each providing full support to masonry arch shapes as drawn.

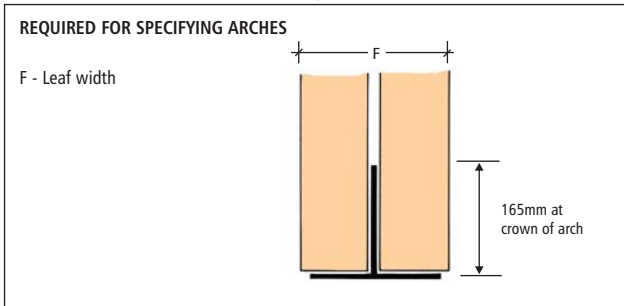
Steel flange thicknesses to lintel soffits are allowed for within a design to ensure continuity of brick coursing to outer leaf, in particular springing points at each end of lintel spans.

Where overall lintel height exceeds 450mm, webs are cropped to allow wall ties to be continued between both outer and inner leaf.

As with flat soffit Superlintels, the lintel section is dictated by wall construction, load and span. Arched forms may dictate minor changes to lintel section as shown.



LOADING RATIOS, SECTIONAL DETAILS OF ARCHES

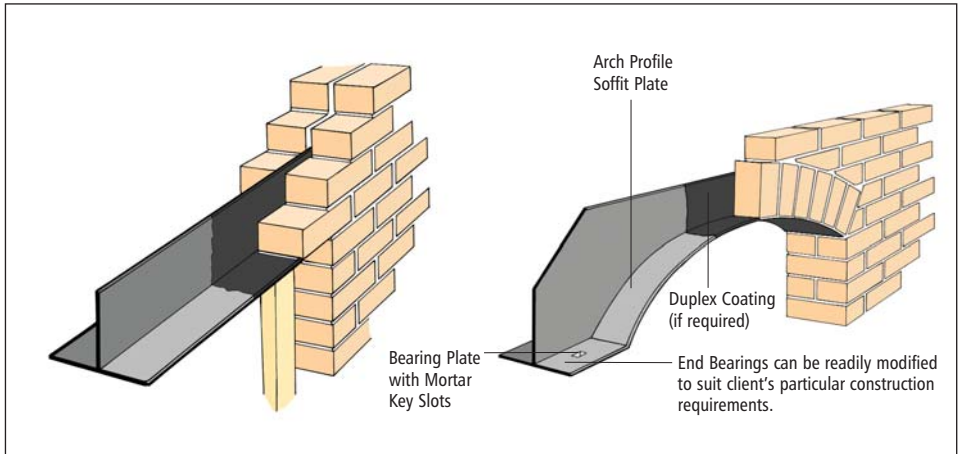


ALL TECHNICAL DETAILS ARE COPYRIGHT, AND MUST NOT BE REPRODUCED WITHOUT PRIOR CONSENT

SOLID WALL

SWFB/LM LIGHT TO MEDIUM DUTY

TYPICAL INSTALLATION/CONSTRUCTION DETAILS



ACCESSORY SUFFIXES

To specify add the following suffixes to the professional specification code

COL Corbelled Outer Leaf

CS Concealed Soffit detail.

G Stepped outer flange (20 mm step unless stated).

JAF Moulded arch former.

JSF Superarch steel arch former.

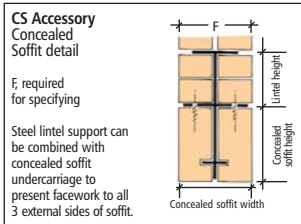
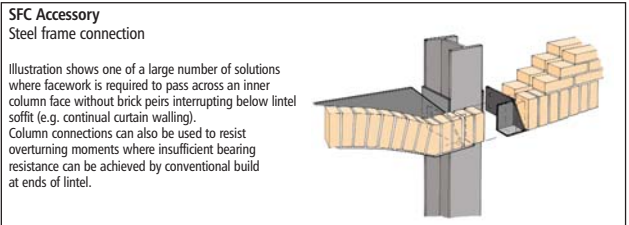
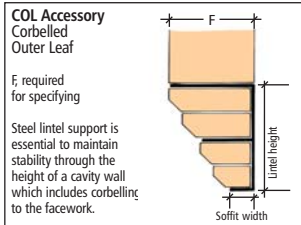
M Phosphate etch finish to lintel soffit.

SFC Steel frame connection.

SS Stainless steel lintel

Note: Finish coating suffix code i.e. DG140 (Duragalv 140) is not required when specifying stainless steel.

U Metal lathing plaster key.



PRODUCTS AND INFORMATION CAN BE AMENDED WITHOUT PRIOR CONSENT TO MAINTAIN THE COMPANY POLICY OF CONTINUED IMPROVEMENT

SOLID WALL

SWFB/LM LIGHT TO MEDIUM DUTY

FINISHES

How to use the Lintel Longevity Table

1. Locate your site on the Millennium map (E.g. Leeds - West Yorkshire)
2. Match the corrosion category square colour to the key (Leeds = 3 light blue)
3. From the left hand column clarify required Construction Type / Minimum

life (High quality Refurbishment = 60 years)

4. Read along from 60 years to category 3 (Minimum coating to be specified to comply with standards = Duragalv 100)
5. At the end of the specifying code DG100 needs to be added.

Coating suffix specifying codes:

Duragalv70 = DG70
 Duragalv100 = DG100
 Duragalv140 = DG140
 Duragalv140 +
 Duplex Coating = DG140DC

Fabricated mild steel lintel, Hot-Dip Galvanised after manufacture = LINTEL LONGEVITY TABLE

See Millennium Map for your site location or visit www.hdg.org.uk/map/index.htm	Millennium Map corrosion category 1/2/3/4/5, and the minimum coatings to be specified in those areas, to comply with BS 7543 and BS EN 845-2:2003.				
	1	2	3	4	5

CONSTRUCTION TYPE / MIN LIFE	1	2	3	4	5
Retail, Industrial and General Refurb. Minimum Life to Comply With BS 7543 = 30 YEARS	DURAGALV 70	DURAGALV 70	DURAGALV 70	DURAGALV 70	DURAGALV 100
Health, Education, New Housing High Quality Refurb. Minimum Life to Comply With BS 7543 = 60 YEARS	DURAGALV 70	DURAGALV 70	DURAGALV 100	DURAGALV 140	DURAGALV 140 DUPLEX COATING
Civic and Other High Quality Buildings. Minimum Life to Comply With BS7543 = 120 YEARS	DURAGALV 70	DURAGALV 140	DURAGALV 140 DUPLEX COATING	DURAGALV 140 DUPLEX COATING	DURAGALV 140 DUPLEX COATING

Any lintel profile can be created by our in-house design team with spans ranging from 600mm and rises to suit. Contact our advice team on techadvice@jonesofoswestry.com for online support and free design service.

ALL TECHNICAL DETAILS ARE COPYRIGHT, AND MUST NOT BE REPRODUCED WITHOUT PRIOR CONSENT

HOW TO SPECIFY

PROGRESSIONAL EXAMPLE FOR SPECIFYING									
Ref DESCRIPTION	MAIN PRODUCT CODE				THESE REQUIRED WHEN SPECIFYING ARCHES			ACCESSORY SUFFIX	FINISHED COATING
	WALL TYPE	LOADING	LEAF WIDTH (F)	SPAN	ARCH TYPE	ARCH RISE			
DETAIL	(SOLID WALL FULL BRICK)	(LIGHT TO MEDIUM)	(215mm)	(2100mm)	(A2 = SEGMENTAL)	(450mm)	(METAL LATHING KEY)	(SEE LONGEVITY TABLE)	
PRODUCT Ref	SWFB	LM	215	2100	A2	450	U	DG100	
THE ABOVE EQUALS FULL SPECIFYING CODE OF = SWFB/LM/215/2100/A2/450/U/DG100									